



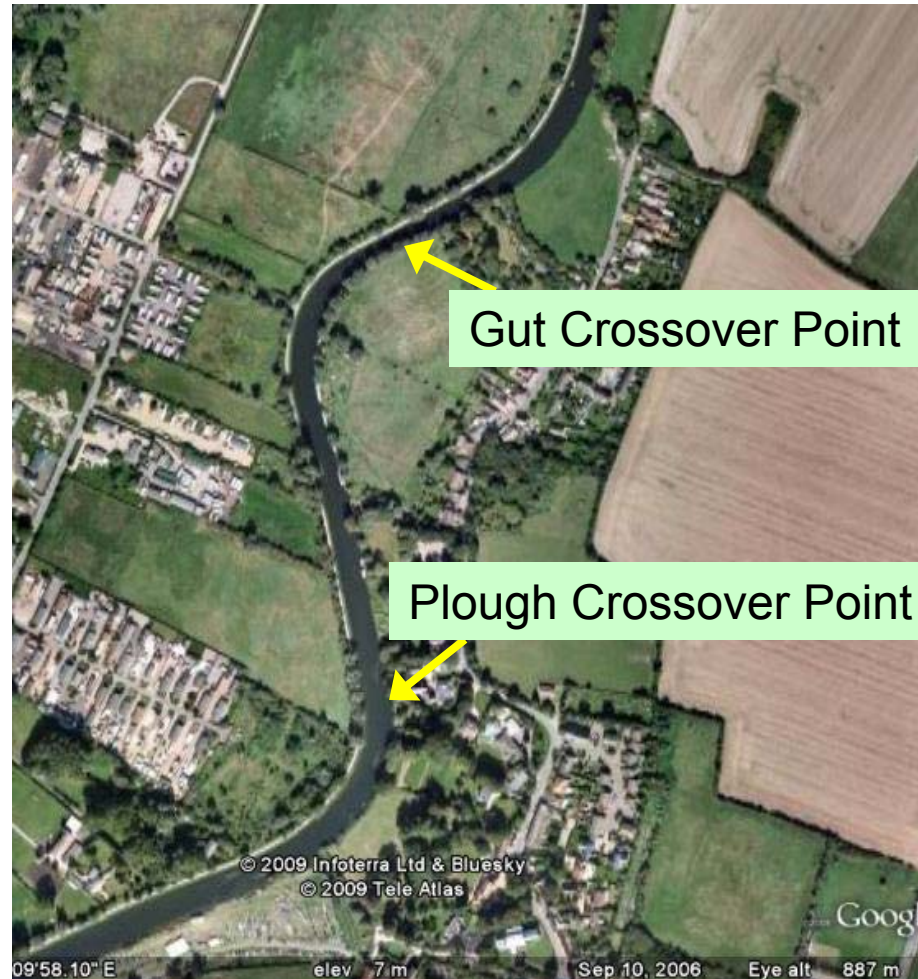
Crossing Points & Corners

The Cam

- **Crews going upstream have right of way**
 - Crossover points allow the upstream crew to have the inside line on corners

Note: Upstream priority is particular to the Cam

- 2 Crossover points in the downstream section of the Cam.



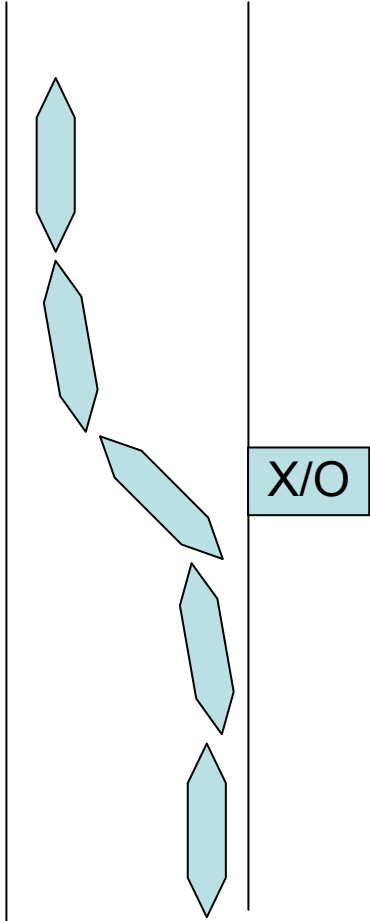
Crossovers & Corners

- The places where most accidents occur
- Crossovers are a major source of congestion on a crowded river.
- Town crews always mention the crossover points as something that the college crews consistently don't get right.

Tackling the Crossover

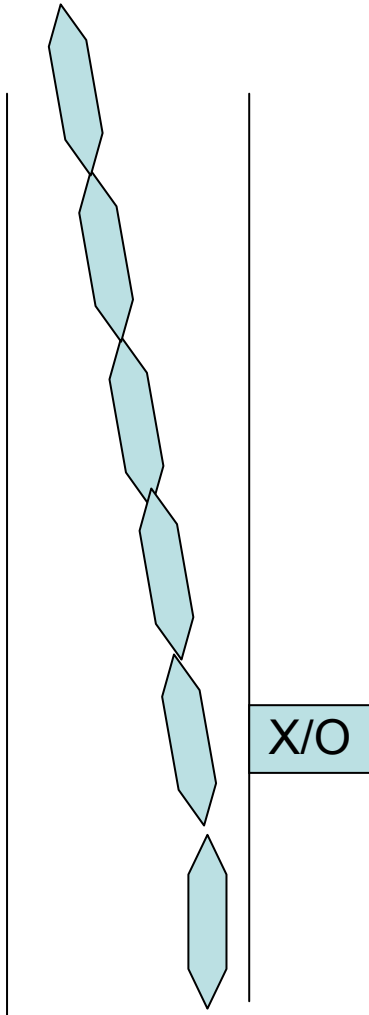
- Crews going Downstream **MUST GIVE WAY** to those rowing **UPSTREAM**
- As you approach the signs, stay on side.
- At the sign, make a definite move to change sides of the river
- After changing over, remain on your side of the river.

Crossing Over



Boat makes a definite crossover when it reaches the crossover sign.

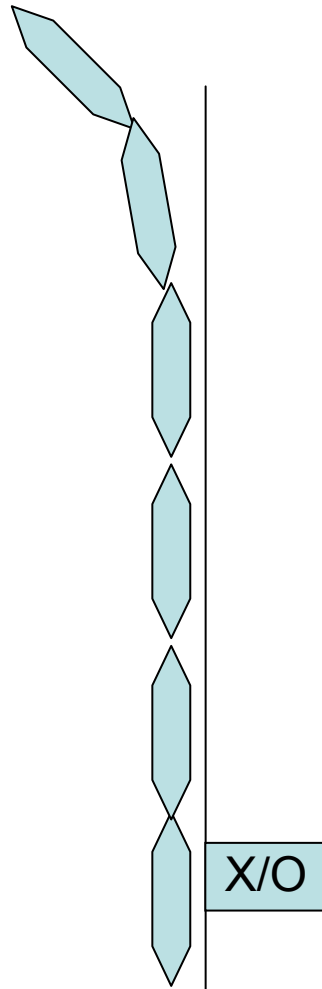
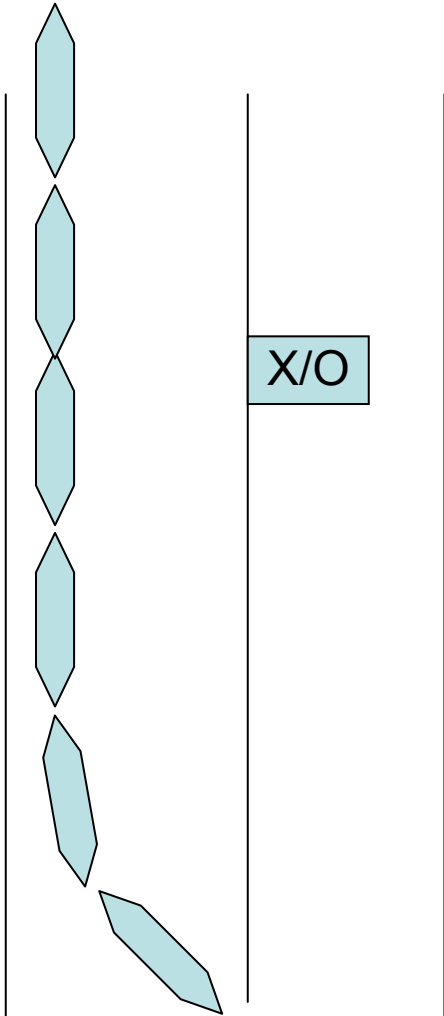
Crossing Over



Boat dithers as it moves
across the river

Crossover takes a long time to
complete

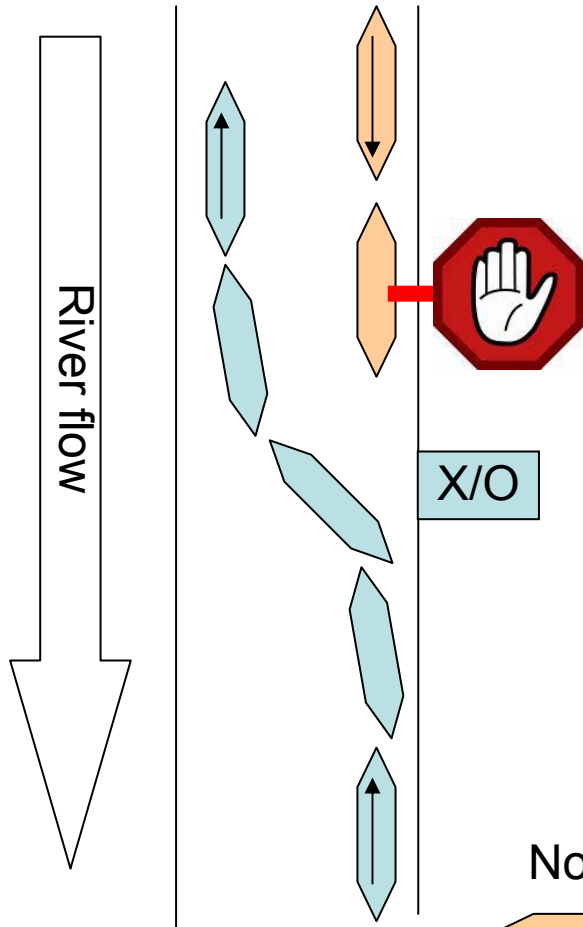
Crossing Over



Boat crosses over too far in advance or too far past the sign


When another boat is coming...

Upstream



- Boat heading upstream takes the crossover as normal
- Boat heading downstream allows **all crews going upstream** to crossover completely.
- Downstream boat now crosses over & continues

Note:



Orange boat is going **downstream**



Blue boat is going **upstream**.

Downstream

Common Sense

- Sometimes scenarios pop up, where using some common sense will keep traffic moving better than the rules
 - eg. Where boats have had to stop suddenly at the crossovers, and the boat going downstream has drifted into the middle of the river. In this scenario, it would be better for the boats heading upstream to allow the other boat to clear the crossover point...
- **SAFETY** always takes priority.
 - Don't blindly follow everything your coach tells you to do.

Corners

- On the three corners, boats must keep on side.
- Upstream crews have the “right of way” BUT this does not extend to being on the wrong side of the river.
 - If you aren’t going to be able to make the corner using rudder alone, use your rowers to help you get round.
- Being in the middle of a piece does not give you extra rights!
- Anticipate the need to stop suddenly on a corner

Overtaking on Corners

- ABSOLUTELY NO OVERTAKING ON A CORNER
 - Even if your coach says it is clear, this is a **NO NO!**
 - You can't see what is coming the other way!
- If you are closing on a slower crew in the corners try:
 - Calling down the pressure
 - Single strokes, but not so slowly that you start to hold up other crews!
 - Drop out rowers

Remember

- If two boats collide at pace:
 - Boats **will** be damaged
 - People will probably get hurt and be out of training for a long time

KEEP IT SAFE

Questions...

If anything in this slide pack is unclear,
please feel free to email me:

Mark Stringer
Coxing@cucbc.org